



SOFT DOWNLIGHT Series SDL022 & SDL044

SYSTEM

22 and 44 watt LED down light unit for T-Bar, Drywall or Surface mount installations in Video/Tele Conferencing multi use spaces. Provides ambient light levels for the space for conferencing or general meetings.

c/CSA/us IC Listed. CE Listing pending.

SPECIFICATION

Housing: Constructed of 22 gauge CRS coated with white TGIC polyester powder coat finish.

Reflector: Recessed, formed reflector is high purity aluminum (99.9%) with 97% reflectance finish. Formed matte white reflector behind LEDs is TGIC polyester powder coated with high reflectance finish.

Lens: Recessed, frosted acrylic lens.

LED Module: Utilizes (2) or (4) of Sylvania's 11 watt, 3000K distributed array LED modules that are 80+ CRI and rated up to 60,000 hours. Indirect optical design shields the LEDs from view. (3500K, 4000K and 5000K are optional)

Electrical: Units are 120-277 volts 50/60 Hz. They draw 44 watts and are hardwired.

Mounting: Unit may be ordered recessed for T-Bar or Gypsum ceiling installations. Also available in Surface or Pendent mount.

Fixture Includes:

- (2) or (4) 11 watt PrevaLED® LED modules
- (1) Dimming Driver of your choice

LED OPTICS

(2) or (4) 11 watt PrevaLED® LED modules
3000K, (3500K, 4000K and 5000K optional)
60,000 Hours Life, CRI: 80+

OPTIONS *(Must Specify Each)*

Driver 120/277 0-10 volt, Osram OT True 1% Dim (Standard) **-DA**

OT Options:

- End Of Life Indicator **-EOL**
- Soft Start **-SFT**
- Dim To Off **-DTO**

Alternate Dimming:

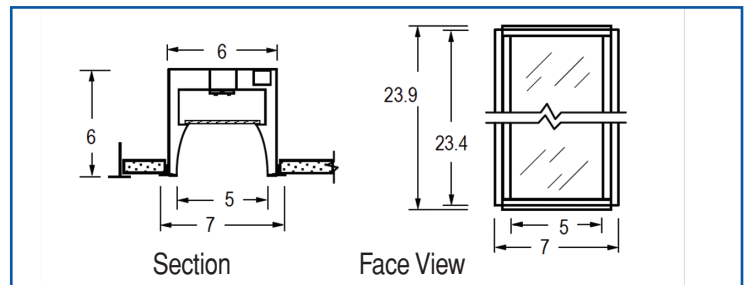
- Digital Lutron LDE 1% **-DD**
- LDE Standard Features include Soft-On,
Fade to Black and Guaranteed 1% Dimming
- 120v 2-wire, Lutron LTE, Phase Control **-D/PM**

Driver CE 240v, 0-10 volt Dim Meanwell (Standard) **-DAC**
240v, Digital Dim, Lutron EcoSystem LDE **-DDC**

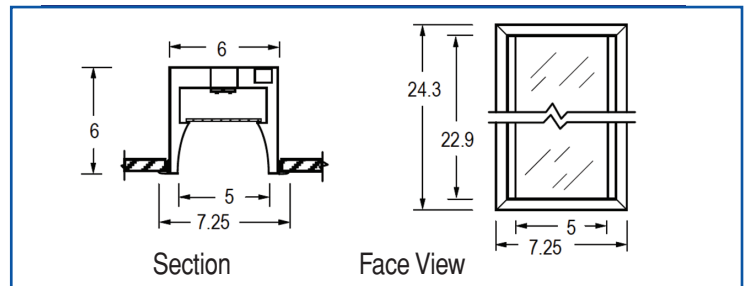
Wireless Osram Sylvania Connected Lighting Module **-WLMS*****
***Consult Factory

Mounting T-Bar
Gypsum/Hard Ceiling
Surface
Pendent (add "P" and length of pendent
Example – S044-S-DA-P24")

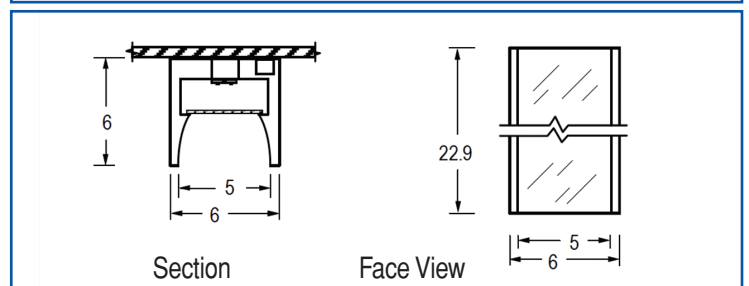
Note: Sylvania provides a 5 year warranty on the lamp, driver combination.



MODEL # for Recessed T-Bar Ceiling	Watts
SDL022-TB- (add voltage and Driver Option)	22 watts
SDL044-TB- (add voltage and Driver Option)	44 watts



MODEL # for Recessed Gypsum Ceiling	Watts
SDL022-R- (add voltage and Driver Option)	22 watts
SDL044-R- (add voltage and Driver Option)	44 watts



MODEL # for Surface or Pendent Mount	Watts
SDL022-S- (add voltage and Driver Option)	22 watts
SDL044-S- (add voltage and Driver Option)	44 watts